



## Southern Brisbane Sportfishing Club Inc.

P.O. Box 5057  
Eagleby, Qld 4207  
Editor: Jeff Maddalena  
[jmaddalena@optusnet.com.au](mailto:jmaddalena@optusnet.com.au)

# NEWSLETTER

## NOVEMBER, 2007

### **Next Meeting**

THE NEXT MEETING WILL BE ON MONDAY the 5<sup>th</sup> of November 2007 at 7:30pm (even if it's a public holiday) at the Beenleigh Bowls Club, 11 Hanover Street, Beenleigh. See access map further on in this Newsletter.



Jeff Maddalena with a 505mm Flathead caught on light gear with a Chartreuse 3" bass grub

### **Guest Speaker:**

*No guest speaker this month. Instead there will be a knot tying night. As we all know the knots are the weakest points of our rigs. So it is a good chance to brush up on our skills and hopefully next time, that big one won't get away.*

**Acknowledgement:** This Newsletter was kindly copied by Kay Elson, member for Forde, at no charge to the club. Special thanks to Mrs Elson for her kind assistance.

**November trips:** November is Barra month. Ross Williamson is trip captain for the Monduran trip from the 17<sup>th</sup> to the 24<sup>th</sup>. You should already have booked your bunk. Just a reminder that Ross needs \$50 deposit for the accommodation at the November meeting.

The second trip is to Lenthall's dam near Marybrough. This is on the 24<sup>th</sup> and 25<sup>th</sup>. Chasing Barra and Bass. More details at the November meeting.

# **JUMPINPIN TRIP REPORT**

## **22<sup>ND</sup> & 23<sup>RD</sup> OCTOBER**

BY KEVIN FORD

The [www.seabreeze.com.au](http://www.seabreeze.com.au) weather forecast leading up to the Sunday trip was looking a bit dicey, so JC was dropping daily emails looking for a day change.

Saturday was looking good, as Sunday was bad. We both opted for a Saturday morning session early.

**Lesson 1** - Check your emails if you can leading up to a trip, or give the trip captain a call to see if there are any changes likely due to weather.

The call was to hit Cabbage Tree Boat ramp around 5.30am, I was right on time and surprised how few cars and trailers were around. No sign of JC and Lloyd and the fish were a callin'.

The morning was looking really good weather wise.

My plan was to fish the run out tide around Swan Bay. I arrived around 6.00am with only a few boats anchored around the entrance of Swan Bay.

The tide had only just started to run out. The water was the clearest I had ever seen it at the Pin, you could easily see detail on the bottom in 6 feet of water and make out shapes on the bottom down to around 12 feet.

It really showed how sharp and distinct the ledge is around the front of Swan Bay and how hard the shelf looked and broken chunks were visible at the bottom of the ledge, as you would expect. Colour choice for this part of the day because of the clear water was toned down to Chartreuse.

My trip notes show fish coming in at around every 30-40 minutes. By 8.30 am with 4 fish caught only 1 was legal. By this time there were around 25 boats in the range I was drifting. Around 15 of these I guess were on anchor. A lot of time was spent trying to manoeuvre the drift down through the boats avoiding anchor ropes and fishing lines and the sides of boats.

**Lesson 2**- It pays to be polite.

While chatting to another boat anchored on the way through the drift, he commented about how the guy behind me had caught a couple of nice fish.

I had noticed this guy was fishing a little wider than I was. I had stayed in a little closer to the ledge until going past Swan bay and then the tide sort of held you in against the bank till well past the treed area east of Swan Bay.

At this point I think I had 5 Flathead tagged and released when I managed to talk to JC and Lloyd.

They had been working further up the system around the western side of Short Island. They had landed a couple of smaller duskies and had seen a good-sized legal landed, I think around the 70cm mark.



I adjusted my drift out a bit wider from the ledge; this moved me from around the 18 feet mark out to around 40-45 feet. Still casting up current and jiggling the Soft Plastic off the bottom pretty rapidly with enough weight to get the plastic back down pretty quickly. This was the same technique I had been working on this season and had been having pretty good success with over the few weeks leading up to the trip.

My old mate, who had been going ok with the big fish drifting Pillies, hooked up to an 80cm fish and released her. Confirmation the bigger fish were holding in the deeper water.

By this time it was around 9.30am and the dirtier water had come down out of the system. JC and Lloyd had moved away. I think I was up to 6 for the day so far. Once the tide had started to ease a bit I boated a 69cm dusky in around 36 feet towards the end of a drift on the Chartreuse. I motored back up to start another and almost straight away (20min) picked up a 68cm on a pink soft plastic. Then another legal fish 15 mins later. All tagged and released.

**Lesson 3**- Stick to the plan and don't leave fish to find fish.

As the tide slowed further the flathead seemed to go off. Low tide was around 11.30am.

I decided to move up to the eastern end of Kalinga and troll a couple of Hardbodies in the shallows.

JC and Lloyd were up in Cobby passage at this time and also having a troll.

They managed to pick up a couple of flathead in Cobby.

Then a change came through about 12.30pm. Light rain started to fall and the wind was up a bit making things a bit difficult.



For my morning- 10 flathead- 7 legal. 1x skinny 27cm Bream, JC and Lloyd managed a feed each.

If you would like a couple of pointers again on the technique, have a read of any articles by David Green in the Fishing Mags or catch me at one of the meetings and I can give you a rundown.

Sunday was blown out for the guys who tried for a Sunday fish unfortunately for them. The area around Cabbage Tree passage and the northern end of Cobby passage, the edges of the weed beds and channels had all been fishing pretty well leading up to this weekend.

By lunchtime at Cabbage Tree the breeze was really pumping, I think the BBQ had been scrapped and all had headed home.

## MONDURAN UPDATE

Just some Pictures from a Barra comp that Kevin went in last month. These images show how the place has changed from last year. But do not worry the fish are still there!

We now have over 16 people attending the Lake Monduran week. At the November meeting we need to decide/confirm if we stick with the central catering or revert to self help.

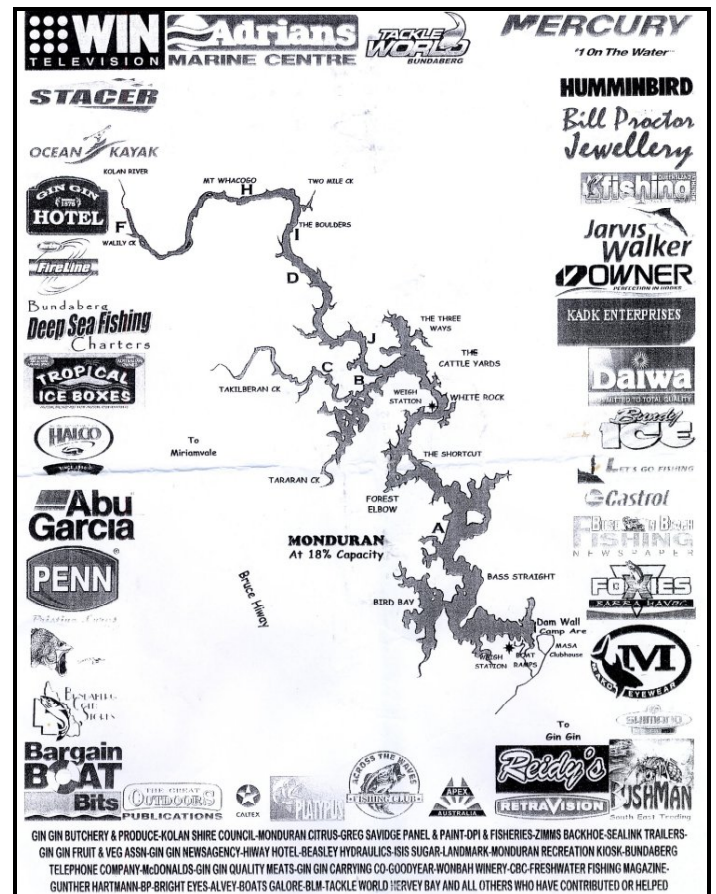
This is especially important with the lower water levels as it has been suggested that members may want to motor up to the upper reaches and sit there for the day in the shade.

At the meeting we will confirm final numbers by day so we can confirm with the managers to ensure we have enough plates etc.


We also need to organise our own eskies and fridges if people have them so we have enough space to store food etc. Drinks will have to go in eskies but if anyone has a 240-volt portable fridge freezer I am sure we can make good use of it.

Steve Cheng from Tropic Angler Lures has some special deals for our club. Tropic Angler Lures are based in Bundaberg and Steve is interested in giving our club some sponsorship. Also some great deal on lures, TA Floater - \$8.00, TA Offshore Trolling Lures \$23.00, TA Prawn \$6.00.

If you are interested in any of these deals contact Ross Williamson. Remember Ross needs \$50 deposit for accommodation, so you can pay him at the next meeting



Updated Map of Monduran at 18%, which seems quite a true reflection of exposed areas of the dam now.



*93cm Barra landed at 9.20am during a trolling session with 69 other boats on Sunday morning, released to grow a little longer before the trip in November.*



*92cm Snag, Spot marked on the GPS last year where we landed a 92cm Barra, the snag is now high and dry, but it is a good indication of what structure to look for on the sounder when moving around the dam.*



*Tree in the air,  
Dave Weston and Peter Thompson stopped to throw a couple of lures under this tree which was floating in the water last year up in B Bay, Its maybe not looking as good an option this year.*



*Mark Rosso Snag- Those that went to Monduran last year know how many times Mark snagged and managed to get his lure back on this snag, unfortunately Mark will have more than losing a lure to worry about if he snags it this year!!*

## **SERIOUS PROPOSAL – CLUB TRIP HAT**

By Ray Bricknell

*Those members who participate in club trips are accustomed to seeing me wear my bright orange hat, which I scrounged off a Lollypop Lady. You all know how easy it is to see out on the water, even from long distances.*

*You also know that I have been wearing this hat to try to demonstrate the value of such an easily seen “identifier” on club trips.*

**One of the things new members are disappointed in when they first join our club is the lack of group activity out on the water on club trips. If you are new to the club and don't know the other members' boats, it is really difficult – almost impossible – to know which of the many boats on the water belong to club members.**

*If there were an easy way to make members' boats clearly unmistakable on the water, new members could more easily approach other members for info, and to establish more group involvement. This is an important way in which we can make new members quickly feel at home in the club.*

*The recent Albert River Bass trip was a good demonstration of the value of interaction between members, simply because we were the only ones out on the river at the time – and we all knew each other's canoes. There was lots of interaction, swapping of information, and general socializing. Some of us think it was the best trip we've run for a long time.*

*I realize there is no enthusiasm for the type of hat I cadged off the Lollypop Lady, so I am now seriously proposing an alternative. Ross Williamson is already wearing one, as you will see below.*



*This Adapt-A- Hat is not only visible from long distances. It is also very functional as protection from the sun out on the water. (OK – so Ross looks a bit embarrassed in his role as Model. I got him to turn into the sun so I could take this picture – hence the sun on his face.)*

*These hats are available from the Cancer Council's Sun Smart shop in The Valley at a cost of about \$35 each. I have asked them for a bulk price if we buy a dozen or more, but no response has yet been received.*

## Tech Tip- Managing Braid

With the wide use of Braids in Lure Fishing, there are a few tips, which can help in extending the life of your Braid and reduce the occasional hassle.

Here are a few tips, which you might consider with the Line Management.

**Do not Overload Spool!** - Be careful not to overfill reel spools. Because of the limpness of braid overfull spools can cause several wraps to come off the spool at once when casting, this generally leads to a tangle as line flies through the guides. Always leave a little gap from the final wraps of the line to the lip over the spool.

**Wind Knots-** Wind knots will generally occur after several long casts into the breeze. They are caused by the layers of line on the spool loosening as the lure slows as it travels into the breeze. To prevent Wind knots it pays to put the occasional cast in downwind and bring the line back onto the spool under the tension of a moderately fast retrieve.

If you do encounter a Wind Knot, they can generally be removed, just be careful not to tighten the knot too much. Try to gradually loosen the bundle of loops by pulling the loops. Work them out and after a couple of minutes you should be right. If you manage to get down to a couple of tight loops and can't get them out, the last resort is to hold your breath and slowly pull the line. The majority of the time the loops will pull through and pop out.

**Top Shotting-** Where you only add a limited amount of braid to fill the reel spool. How much line this is really depends on the type of fishing. For instance- Bream are never going to pull 100 metres of line when they run, so to top shot a Bream reel you only need to add 75-100metres of braid on top of some Monoline. This leaves enough line in reserve to allow for trimming worn line over the next couple of years.

**End for Ending-** Once the final 20-40 metres of line starts to show signs of wear. You can end for end the braid on the spool. This refreshes the colour and gives you another run with a section of new line.

Your investment in a quality braid should last you for years even with extreme use.

**KEVIN FORD**

*If you haven't joined Team Lure World yet, Click here to register.*

<http://www.lureworld.com.au/phplist/lists/?p=subscribe>  
[sales@lureworld.com.au](mailto:sales@lureworld.com.au)  
[www.lureworld.com.au](http://www.lureworld.com.au)

Ph/fax 07 3208 4678

Mobile 0407 153 380



*These hats give better sun protection than any other type of hat. Some other members already wear them, but in more subdued colours. As we come into the summer months we should all consider wearing such effective headgear. I know – I'm booked in to have some skin cancers cut off my nose in November.*

**Not only do they provide good sun protection for your face and neck (which other hat effectively protects your neck?), but also they are cool to wear. Ask Ross and JC.**

*I sincerely believe our club trips will be more fun for all, and especially for new members, if we ALL wear this type of hat, IN THIS COLOUR, on all club trips.*

*It is over to the Committee now to take up this proposal. It is better than any other idea we have had proposed for allowing members to be easily recognized on club trips. I believe we owe it to new and future members to adopt this very functional identifier.*

## **JOKE OF THE MONTH**

### **The Ark**

*One day God calls down to Noah and says, "Noah me old china, I want you to make me a new Ark".*

*Noah replies, "No probs God, me old Supreme Being, anything you want after all, you're the guy..."*

*But God interrupts, "Ah, but there's a catch. This time Noah, I want not just a couple of decks. . I want 20 decks one on top of the other".*

*"20 DECKS!" screams Noah. "Well, OK Big Man, whatever you say. Should I fill it up with all the animals just like last time?"*

*"Yep, that's right, well. . Sort of. . This time I want you to fill it up with fish", God answers.  
"Fish?" queries Noah*

*"Yep, fish. . Well, to make it more specific Noah, I want carp wall to wall, floor to ceiling -Carp!"*

*Noah looks to the skies. "OK God my old mucker, let me get this right, you want a New Ark?"*

*"Check".*

*"With 20 decks, one on top of the other?"*

*"Check".*

*"And you want it full of Carp?"*

*"Check"*

*"Why?" asks the perplexed Noah, who was slowly but surely getting to the end of his tether.....*

*"Dunno", says God, "I just fancied a Multi-Storey Carp Ark"*

## **2007/08 COMMITTEE**

<b>PRESIDENT:</b> Lloyd Willmann	<b>Ph:</b> 3287 3278
<b>SECRETARY:</b> Ross Williamson	<b>Ph:</b> 3390 4872
<b>TREASURER:</b> Tom Wallbank	<b>Ph:</b> 5546 1880
<b>AST-TREASURER:</b> Dave Rawlins	<b>Ph:</b> 5546 6588
<b>ANSA REP/Rec:</b> Lloyd Willmann	<b>Ph:</b> 3287 3278
<b>TAG. OFFR:</b> John Cumberland	<b>Ph:</b> 3801 1110
<b>RAFFLES:</b> John Eldred	<b>Ph:</b> 3344 2605
<b>NEWSLETTER EDITOR:</b> Jeff Maddalena	

[jmaddalena@optusnet.com.au](mailto:jmaddalena@optusnet.com.au)

## **LIBRARY STUFF**

The club library has the following items available for borrowing by the members. They are available at our monthly club meetings. A \$20 deposit will be required please, just to make sure they come back at the next meeting.

- ET's Bass and Barra Fishing
- Gently Does it when releasing fish - booklet and DVD
- Gillies Introduction to Fly Fishing
- Squidgy Secrets - Part 1 Basics
- The Kayak Fishing Video (On DVD)
- Basic Bait Fishing (DVD)
- Queensland's Freshwater Fishing Impoundment Guide (NAFA / Tourism Queensland)
- Queensland's Offshore Fishing Guide (NAFA / Tourism Queensland)
- Evinrude Etec DVD
- Zed Lure field test series 2004 parts 1 to 4
- Fishing DVD volumes 1, 2 & 7
- Flathead Study (cd-rom)

## **CLUB LOGOS FOR SHIRTS AND STICKERS FOR BOATS**

*Just a reminder - for \$10.00 you can have the SBSFC logo embroidered onto your own shirt. Bring your dress shirt / polo shirt or fishing shirt to the meeting with \$10.00 and it will be back at the following meeting. The \$10.00 fee includes a \$1.00 levy that will go towards reimbursing the club for the \$75.00 set up cost.*

*Tom Wallbank has had a number of large and small boat stickers printed, and these are available for sale at every meeting.  
COST- Small \$1; Large \$5*

## **CLASSIFIEDS**

**WANTED** – light spin rod 2 – 3 kg, 6 to 7ft, contact Mark Veivers on 38056125

**FOR SALE** –6' cast net. Only used once, good for catching light fixtures \$20 Call Jeff 33826540.

To place an ad, simply e-mail or give the ad contents to your Editor.

[jmaddalena@optusnet.com.au](mailto:jmaddalena@optusnet.com.au)

## USEFUL NUMBERS & WEB SITES:

**SE Qld Boating Weather 1300 360 428**  
**Qld Marine Warnings 1300 360 427**  
**Fish watch Hotline 1800 017 116**  
**Bureau of meteorology**  
<http://www.bom.gov.au/index.shtml>  
**Sweetwater fishing**  
<http://sweetwaterfishing.com.au/>  
**Crab pot Theft Hotline 1800 017 116**  
**Bonzer imports** <http://www.bonzerimports.com/>  
**Brownies coast watch**  
<http://www.browniescoastwatch.com/>  
**SEQ kayak fishing**  
<http://members.optusnet.com.au/aus-kayak-fishing/>  
**Southern Brisbane Sportsfishing Club**  
<http://www.sbsfc.org/>

## SPECIAL DEALS

### Troy Park, Mobile Outboard Mechanic

Ph: 0407 198 728 – offers a discount to club members, and has been found to be of good value.

### Marine Welding

Members should note that Jason Small of J & T Marine Welding is a brilliant aluminium and stainless steel welder, located near the Gem Hotel, and is prepared to do small jobs like repairing small leaks and cracks in tinnie hulls. He is a really straight shooter, and his charges are embarrassingly low, based on one member's experience (two jobs). Phone Jason on 3807 8746 if you need his help.

### R.T.L. Trailers – 3287 4241

Mark builds trailers and repairs them very economically – a good tradesman too.

79 Boundary Street, Beenleigh

## NEW MEMBERS

Prospective Members reading this Newsletter will be made very welcome at any Club meeting – so please come along and check us out at our next meeting on the first Monday of the month at 7:15pm.

**NOTE: - The Bowls Club has a Bar.** Please remember the gear swap table at the meeting – bring your swaps or items for sale. This can be a great club facility if we all use it.

**Single membership - \$58.00 p.a.**

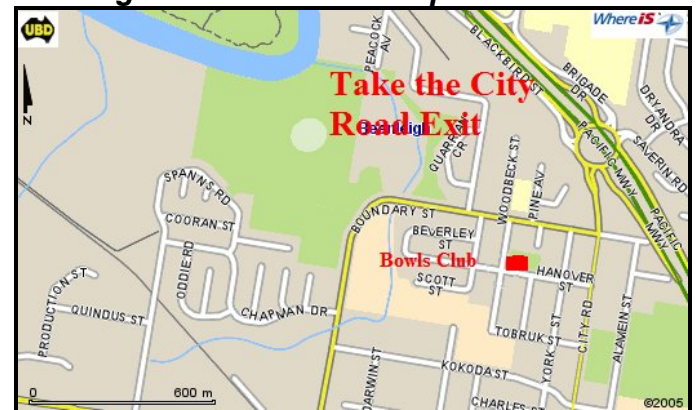
**Family Membership - \$78.00 p.a.**

**Student (over 16) - \$20.00 p.a.**

**Child (under 16) no parent in club- \$20.00**

**Child (under 16) parent in club- \$10.00**

### Meeting Room Location Map:



**Club fees now overdue!!!!!!**



# Logan River Marine

Logan River Marine has been in business for 30 years. They have always based themselves on good old-fashioned service.

As the boating industry has advanced, so have they, providing to all the modern demands. Whether it is the tuning of a direct injection motor or providing the latest electronic equipment, they always aim to provide for all your boating needs. Please call and talk to their friendly staff. They also offer a 15% discount to SBSFC club members in their Pro Tackle Shop.

Logan River Marine Ph 61 7 3287 4888  
1 Christensen Road Fax 61 7 3807 0715  
Yatala QLD 4207 email [loganmarine@optusnet.com.au](mailto:loganmarine@optusnet.com.au)

## Logan River Marine Pro Tackle

FULL RANGE OF DAIWA SPIN REELS IN STOCK NOW

 <p><b>CROCS BEACH</b> \$40 All colours and sizes</p>	 <p><b>Gulp! ALIVE!</b> ALL \$23</p>	 <p><b>JIGHEADS</b> ALL STOCK \$6</p>	 <p><b>INFLATABLE PDF 1</b> EVINRUDE E-TEC \$90</p>
 <p><b>Mustad PRE PACKS</b> Chemically sharpened hooks ALL \$3</p>	 <p><b>TACKLE BOXES</b> ALL STOCK 30% off</p>	 <p><b>NEW BANG SCENT</b> Take the advantage \$22.99</p>	 <p><b>ZOOM PLASTICS</b> Full range \$9.99</p>

**A REAL TACKLE SHOP RUN BY REAL FISHERMAN!!**

1 CHRISTENSEN RD YATALA QLD PH 07 3287 4888 FAX 07 3807 0715 [www.loganrivermarine.com.au](http://www.loganrivermarine.com.au)

# CATCH OF THE MONTH

Proudly brought to you by...



Beenleigh Bait & Tackle are open 7 days early til late. The new owners Bill & Joyce have an extensive range of fishing tackle, will take care of your rod and reel repairs and of course have live – fresh & frozen bait. Ph38072533

Don't forget to show your SBSFC membership card to receive 10% off all tackle at Beenleigh Bait & Tackle.

Email - [billbrunswick@mail.dodo.net.au](mailto:billbrunswick@mail.dodo.net.au)

Web- [www.beenleighbaitandtackle.com](http://www.beenleighbaitandtackle.com)



*Don't worry about the roadwork, Beenleigh Bait & Tackle is still there!  
Plenty of room for you to drive in with your boat up the Access road.*

*John Cumberland with this beautiful 82 cm flathead caught on this years Tweed River trip.*

Just email your photos to [jmaddalena@optusnet.com.au](mailto:jmaddalena@optusnet.com.au) and your prized catch will appear in the newsletter.

## **TRIPS CALENDAR 2007**

<b>Month</b>	<b>Dates</b>	<b>Species</b>	<b>Water Body</b>	<b>Nearest Town</b>
<b>March</b>	<b>4<sup>th</sup></b>	<b>Snapper</b>	<b>Southern Moreton Bay</b>	<b>Redland Bay Ramp</b>
<b>April</b>	<b>22<sup>nd</sup></b>	<b>Bass</b>	<b>Hinze Dam</b>	<b>Advancetown</b>
	<b>21<sup>st</sup>-25<sup>th</sup></b>	<b>Mangrove Jack, Reef &amp; Pelagics</b>	<b>Burrum Heads</b>	<b>Burrum Heads</b>
<b>May</b>	<b>20<sup>th</sup></b>	<b>Bream, Flathead, Mulloway</b>	<b>Jumpinpin</b>	<b>Horizon Shores Ramp</b>
<b>June</b>	<b>9<sup>th</sup>-11<sup>th</sup></b>	<b>Bass</b>	<b>Somerset Dam</b>	<b>Kirkleigh</b>
	<b>11<sup>th</sup></b>	<b>Snapper</b>	<b>Peel Island</b>	<b>Raby Bay Ramp</b>
<b>July</b>	<b>15<sup>th</sup></b>	<b>Bream</b>	<b>Southport Broadwater, Nerang River</b>	<b>Jubilee Bridge Ramp</b>
	<b>25<sup>th</sup>-28<sup>th</sup></b>	<b>Mulloway</b>	<b>Jumpinpin</b>	<b>Horizon Shores Ramp</b>
<b>August</b>	<b>11<sup>th</sup>-19<sup>th</sup></b>	<b>Tailor, Dart &amp; Mulloway</b>	<b>Fraser Island</b>	<b>Poyungan Rocks</b>
	<b>25<sup>th</sup></b>	<b>Bass</b>	<b>Lake McDonald</b>	<b>Cooroy</b>
<b>September</b>	<b>8<sup>th</sup></b>	<b>Beer</b>	<b>Mid-year Party</b>	<b>Gem Hotel</b>
	<b>23<sup>th</sup></b>	<b>Bream, Flathead</b>	<b>Jumpinpin</b>	<b>Horizon Shores Ramp</b>
<b>October</b>	<b>19<sup>th</sup>-21<sup>th</sup></b>	<b>Bream, Flathead</b>	<b>Tweed River</b>	<b>Chinderah</b>
<b>November</b>	<b>17-25<sup>th</sup></b>	<b>Bass, Barra</b>	<b>Lake Monduran</b>	<b>Gin Gin</b>
	<b>24<sup>th</sup>-25<sup>th</sup></b>	<b>Bass, Barra</b>	<b>Lenthall's Dam</b>	<b>Marybrough</b>
<b>December</b>	<b>9<sup>th</sup></b>	<b>Flathead, Jack</b>	<b>Coomera River</b>	<b>Jabiru Island Ramp</b>